



Digital Receipt

This receipt acknowledges that Turnitin received your paper. Below you will find the receipt information regarding your submission.

The first page of your submissions is displayed below.

Submission author: Agustin Zarkani
Assignment title: a8
Submission title: A FIRST RECORD OF MEALYBUG
File name: A_FIRST_RECORD_OF_MEALYBUG,_Planococcus_bendovi_WILL...
File size: 287.82K
Page count: 11
Word count: 2,336
Character count: 12,751
Submission date: 28-Feb-2023 02:46PM (UTC+0700)
Submission ID: 2025118070

Serangga 2022, 27(1): 188-198.

Zarkani et al.

SHORT COMMUNICATION

A FIRST RECORD OF MEALYBUG, *Planococcus bendovi* WILLIAMS
(HEMIPTERA: COCCOMORPHA: PSEUDOCOCCIDAE) IN SOUTHEAST ASIA

Agustin Zarkani^{1*}, Nadrawati¹, Djamilah¹, Tri Sumardi¹,
Priyatningsih¹, Dwinardi Apriyanto¹,
Cansu Ercan² & Mehmet Bora Kaydan²

¹Department of Plant Protection,

Faculty of Agriculture,

University of Bengkulu,

383711, Bengkulu, Indonesia

²Biotechnology Research Centre,

Çukurova University,

01250, Adana, Turkey.

*Corresponding author: agustinzarkani@unib.ac.id

ABSTRACT

Planococcus bendovi Williams (Hemiptera: Coccoomorpha: Pseudococcidae) is a mealybug species that holotype and paratypes specimens were only recorded from India as a single slide. A series of surveys have been set up in Bengkulu province, Indonesia in 2021 and recorded the occurrence of *P. bendovi* in the country. The species was found on the leaves, trunks, and branches of a semi-parasitic plant, *Loranthus pentandrus* L. (Loranthaceae). This is the first report of *P. bendovi* in Indonesia as well as Southeast Asia.

Keywords: Biodiversity, host plant, insect pest, mealybug, taxonomy

ABSTRAK

Planococcus bendovi Williams (Hemiptera: Coccoomorpha: Pseudococcidae) merupakan spesies koya yang spesimen holotip dan paratip hanya direkodkan berasal dari India sebagai slide tunggal. Beberapa siri tinjauan telah dibuat di wilayah Bengkulu, Indonesia pada 2021 dan merekodkan kehadiran *P. bendovi*. Spesies koya ini ditemui menyerang daun, batang dan dahan tumbuhan separa parasit, *Loranthus pentandrus* L. (Loranthaceae). Ini merupakan laporan pertama *P. bendovi* dari Indonesia dan Asia Tenggara.

Kata kunci: Kepelbagaian biologi, tumbuhan perumah, serangga perosak, koya, taksonomi

A FIRST RECORD OF MEALYBUG

by Agustin Zarkani

Submission date: 28-Feb-2023 02:46PM (UTC+0700)

Submission ID: 2025118070

File name: A_FIRST_RECORD_OF_MEALYBUG,_Planococcus_bendovi_WILLIAMS.pdf (287.82K)

Word count: 2336

Character count: 12751

SHORT COMMUNICATION

10

A FIRST RECORD OF MEALYBUG, *Planococcus bendovi* WILLIAMS (HEMIPTERA: COCCOMORPHA: PSEUDOCOCCIDAE) IN SOUTHEAST ASIA

Agustin Zarkani^{1*}, Nadrawati¹, Djamilah¹, Tri Sunardi¹,
Priyatningsih¹, Dwinardi Apriyanto¹,
Cansu Ercan² & Mehmet Bora Kaydan²

¹ Department of Plant Protection,
Faculty of Agriculture,
University of Bengkulu,
383711, Bengkulu, Indonesia

² Biotechnology Research Centre,
Çukurova University,
01250, Adana, Turkey.

*Corresponding author: agustinzarkani@unib.ac.id

ABSTRACT

Planococcus bendovi Williams (Hemiptera: Coccoomorpha: Pseudococcidae) is a mealybug species that holotype and paratypes specimens were only recorded from India as a single slide. A series of surveys have been set up in Bengkulu province, Indonesia in 2021 and recorded the occurrence of *P. bendovi* in the country. The species was found on the leaves, trunks, and branches of a semi-parasitic plant, *Loranthus pentandrus* L. (Loranthaceae). This is the first report of *P. bendovi* in Indonesia as well as Southeast Asia.

Keywords: Biodiversity, host plant, insect pest, mealybug, taxonomy

ABSTRAK

Planococcus bendovi Williams (Hemiptera: Coccoomorpha: Pseudococcidae) merupakan spesies koya yang spesimen holotip dan paratip hanya direkodkan berasal dari India sebagai slaid tunggal. Beberapa siri tinjauan telah dibuat di wilayah Bengkulu, Indonesia pada 2021 dan merekodkan kehadiran *P. bendovi*. Spesies koya ini ditemui menyerang daun, batang dan dahan tumbuhan separa parasit, *Loranthus pentandrus* L. (Loranthaceae). Ini merupakan laporan pertama *P. bendovi* dari Indonesia dan Asia Tenggara.

Kata kunci: Kepelbagaian biologi, tumbuhan perumah, serangga perosak, koya, taksonomi

INTRODUCTION

Mealybugs (Hemiptera: Coccoomorpha: Pseudococcidae) of the genus *Planococcus* Ferris was revised by Cox (1989) and now comprises about 49 extant species worldwide (Garcia-Morales et al. 2016). It is an important genus in which morphologically the adult female body is conspicuous by the anal lobe bars and 18 pair's cerarii (Danzig & Gavrilov 2010). *Planococcus* are considered difficult to identify, it has 8-segmented antennae, well-developed legs with translucent pores on coxae, tibiae and sometimes on femora, circulus present or absent, spiracles are well developed, multilocular disc pores rarely present on dorsum but numerous on ventral parts of abdominal segments, oral collar tubular ducts situated on the venter and present on both body sides, and discoidal pore present larger than trilocular pores (Williams 2004).

Some species of *Planococcus*, such as *P. citri* (Risso), *P. minor* (Maskell), *P. ficus* (Signoret) and *P. lilacinus* (Cockerell) are well-known as important insect pests of agricultural and horticultural crops worldwide. Mealybugs are sap-sucking insects that attack all parts of herbaceous plants and causing chlorosis, growth stagnation, drying of pods, twigs and branches, and even of entire plants under heavy infestation. Additionally, mealybugs mostly produce numerous quantities of honeydew, a good substrate for development of sooty mold, affecting photosynthesis, and causing faster plant deterioration. It is also potent to transmit some plant viruses (Daane et al. 2012; Franco et al. 2009). Many *Planococcus* species are polyphagous and may feed on over a hundred different host plants (Garcia-Morales et al. 2016), but some of them are oligophagous (Francardi & Covassi 1992) and even monophagous (Ben-Dov 1994).

In Indonesia, six *Planococcus* species were recorded namely *P. angkorensis* (Takahashi), *P. citri* (Risso), *P. dischidiae* (Takahashi), *P. lilacinus* (Cockerell), *P. minor* (Maskell), and *P. sulawesi* Cox (Garcia-Morales et al. 2016). From these, *P. dischidiae* and *P. sulawesi* are native species of Indonesia in which holotype species were collected from Kalimantan and Sulawesi island, respectively (Garcia-Morales et al. 2016; Williams 2004). The remaining species are cosmopolitans and polyphagous that spread over the world.

In this work, *Planococcus bendovi* Williams is recorded from Indonesia. In previous studies holotype and paratypes of this species was recorded from India as a single slide and deposited at Natural History Museum, United Kingdom, London (BMNH) (Williams 2004). Herein we report *P. bendovi* Williams as a new record for the fauna of Indonesia as well as the first record of southeast Asia.

MATERIALS AND METHODS

A series of surveys were carried on in Bengkulu province in 2021. Specimens were collected on a semi-parasitic plant, *Loranthus pentandrus* L. (Loranthaceae) living on avocado (*Persea americana* Mill), cacao (*Theobroma cacao* L.), and cucumber tree (*Averrhoa bilimbi* L.) growth spreading in Bengkulu city and Seluma district, a part of southern Sumatra (Figure 1).

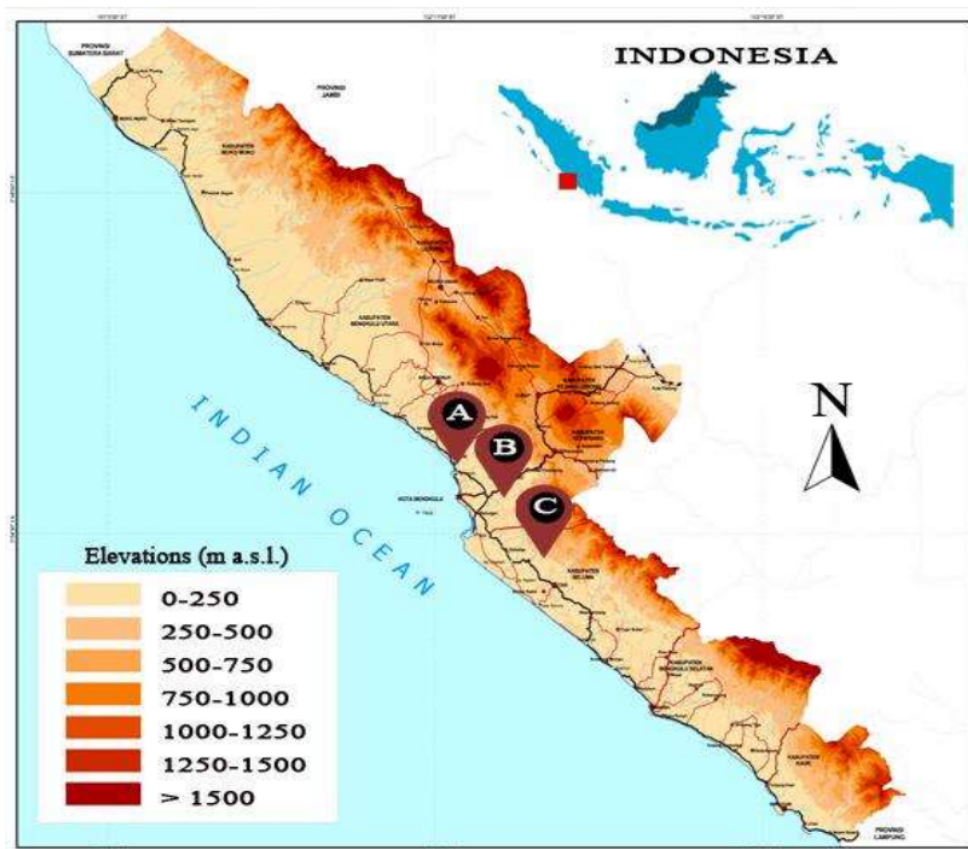


Figure 1. Sampling locations of *Planococcus bendovi* Williams: A, Muara Bangkahulu, Bengkulu city (03°45'36.1"S 102°16'00.5"E, 30 m a.s.l.); B, Slebar, Bengkulu city (03°49'25.3"S 102°19'08.3"E, 20 m a.s.l.); C, Air Periukan, Seluma regency (04°00'46.2"S 102°25'44.3"E, 40 m a.s.l.)

Mealybug specimens were examined based on morphological characters. The specimens were preserved in 70% ethanol and slide-mounted as described by Kosztarab and Kozár (1988) with a few modifications. Furthermore, they were heated at 100°C - 50°C in 10% KOH and changed regularly for each 30 min in 2-3 hours, then washed in 70% ethanol for 30 min. The specimens were stained with a staining solution (15 ml Essig's Aphid Solution with a 2% aqueous solution of 20 drops acid fuchsin, 20 drops lignin pink and 20 drops of erythrosine). Specimens were then transferred to pure ethanol for a half hour and immersed in clove oil for an additional two hours. Finally, the specimens were mounted on a slide in Canada balsam and covered with a coverslip. Slides were then heated at 30°C for 48h. Mealybugs were identified using the keys of Hodgson (1994) and Williams (2004). The slide-mounted specimens of *P. bendovi* females are available from the mini scale insects museum at the Department of Plant Protection, Agricultural Faculty, University of Bengkulu with number series of AZ400-404.

RESULTS AND DISCUSSIONS

Planococcus bendovi Williams, 2004

Materials examined

Bengkulu province: 3 ♀♀, Muara Bangkahulu, Bengkulu city, *L. pentandrus* living on cucumber tree, 30 m a.s.l., 03°45'36.1"S 102°16'00.5"E, 10.iv.2020, Coll. A. Zarkani, (AZ400); 6 ♀♀, Slebar, Bengkulu city, *L. pentandrus* living on avocado tree, 20 m a.s.l., 03°49'25.3"S 102°19'08.3"E, 10.ii.2020, Coll. A. Zarkani (AZ401-402); 6 ♀♀, Air Periukan, Seluma district, *L. pentandrus* living on cacao tree, 40 m a.s.l., 04°00'46.2"S 102°25'44.3"E, 12.vi.2020, Coll. A. Zarkani (AZ403-404).

Diagnosis

In live specimens (after Williams 2004), body of adult female is veiled with white wax secretion. The species of *P. bendovi* live on the leaf, flower, and fruit of the host plants and it commonly live in symbioses with ants (Figure 2 a-c). On microscope slide specimen, body of female is broadly oval to rotund, about 2.50 mm long and 1.70 mm wide. Antennae each about 300 µm long, with 8 segments. Legs well developed, short for size of body and slender. Claw with a denticle, stout about 30 µm long. Circulus about 170 µm wide divided by intersegmental line with a wrinkled surface. Ostiole well developed represented by posterior and anterior pair, with inner edges of lips sclerotized, each lip with a few trilocular pores. Anal ring bearing 6 setae, each about 115 µm long. Anal lobe cerarii each containing 2 conical setae and a few trilocular pores but apparently no auxiliary setae. Multilocular disc pores are numerous on the abdomen (Figure 3a). Anal lobe bars present (Figure 3b). Dorsal surface with short and almost stiff setae, whilst ventral surface with normal flagellate setae. Cerarii always conspicuous, each bearing 2 or 3 conical setae, each cerarian setae sometimes curve shape at the tip (Figure 3c). Cerarii numbering 18 pairs, each situated on a weak sclerotized base, mostly each smaller in area than the anal ring. Trilocular pores abundant, present in a regular arrangement, less numerous than on dorsum. A single pore sometimes occurring near lateral margin of abdomen, and 1 or 2 also present on head and thorax. Oral collar tubular ducts present considerably on head, thorax and abdomen of 2 main sizes; large type and slender type (Figure 3d). An illustration of an adult female *P. bendovi* from Indonesia can be seen in Figure 4.

Comments

The species was listed tentatively as *Crisicoccus ? dischidae* (Takahashi) by Varshney (1992) and as *Crisicoccus* sp. by Ganguli & Ghosh (1964). It is a bit difficult to identify *P. bendovi* due to some similarities with *P. nilgircus*. However, they differ in the distribution of the tubular ducts and the number of multilocular disc pores. In *P. nilgircus*, ventral oral collar tubular ducts are absent from the margin of the head and thorax, represented by single ducts only near abdominal margins. In *P. bendovi*, multilocular disc pores are numerous on the abdomen, and tubular ducts are abundant around the margin including on the thorax and head. The species possess dorsal setae often varying in thickness, and abundant oral collar tubular ducts around the ventral margins; the micro ducts, although minute, are noticeable even under normal magnification.

Williams (2004) reported that *P. bendovi* attacked *Arachis hypogaea* L. (Fabaceae) in Tripura and Orissa, India. However, in Indonesia, we did not find the species on *A. hypogaea*. The species lives abundantly on a semi-parasitic plant, *L. pentandrus* living on avocado, cacao, citrus, and cucumber tree. This species was commonly found on semi-parasitic plant, *L. pentandrus*, up to 20-40% of incidence, i.e the number of infested plants divided by the total

number of plants in a certain sampling quadrant. However, this species was barely found to invade the host trees of *L. pentandrus*.

There is no information on how *P. bendovi* arrived in Indonesia, but it is probably unintentionally carried by overseas trade from India to Indonesia. This speculation is similar to some new record of mealybug's occurrence reported by Zarkani et al. (2020; 2021a,b). Furthermore, it might occur probably reversely considering that in the past, like India, Bengkulu was also British colony, and as such, transportation activities between both places might be high. In addition, *P. bendovi* was probably also invaded some years before its report since the population of such species in some host plants in the different territories with various infestation outbreak levels has occurred.



Figure 2. Nymphs and adults of *Planococcus bendovi* Williams attack a semi-parasitic plant, *Loranthus pentandrus* L. (Loranthaceae): a. Living tree of *L. pentandrus*; b. A colony of *P. bendovi* lives on *L. pentandrus*; c. Symbioses among ants and *P. bendovi*

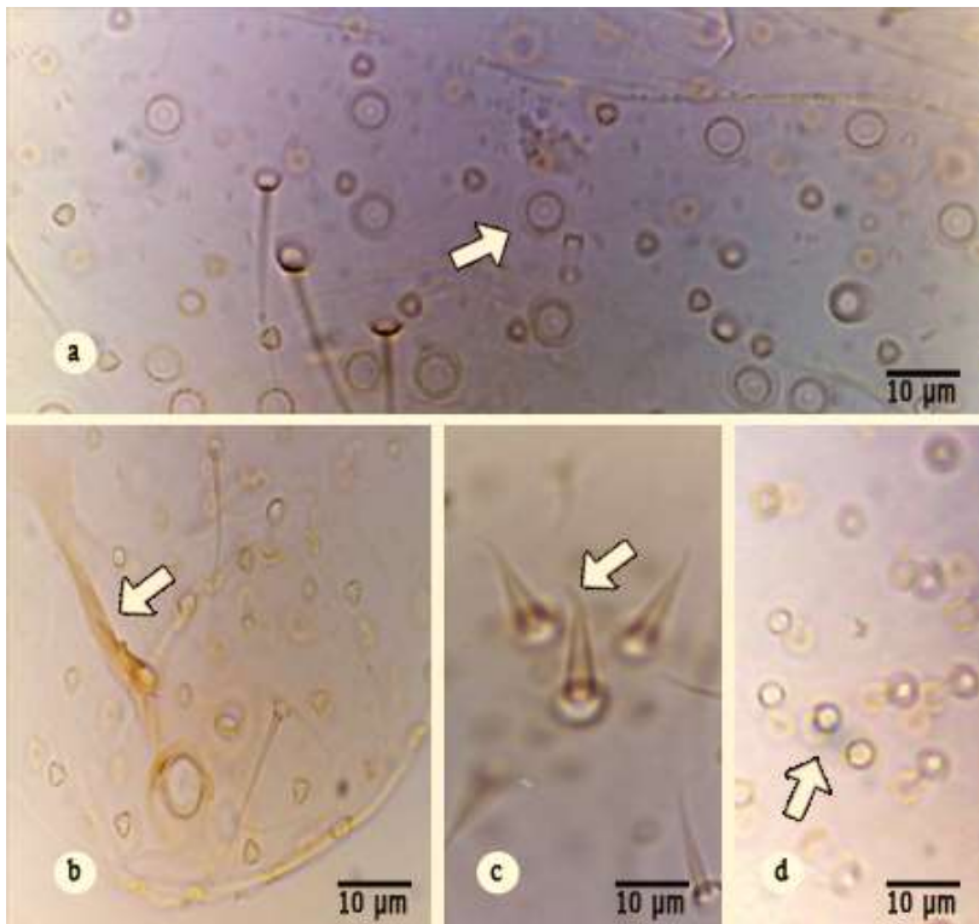


Figure 3. Morphological characters of *Planococcus bendovi* Williams: a. Numerous multilocular pores on ventral of the abdomen; b. Anal lobe bars; c. Conical setae, sometimes curve at the apex; d. Oral collar tubular ducts present considerably on head, thorax and abdomen

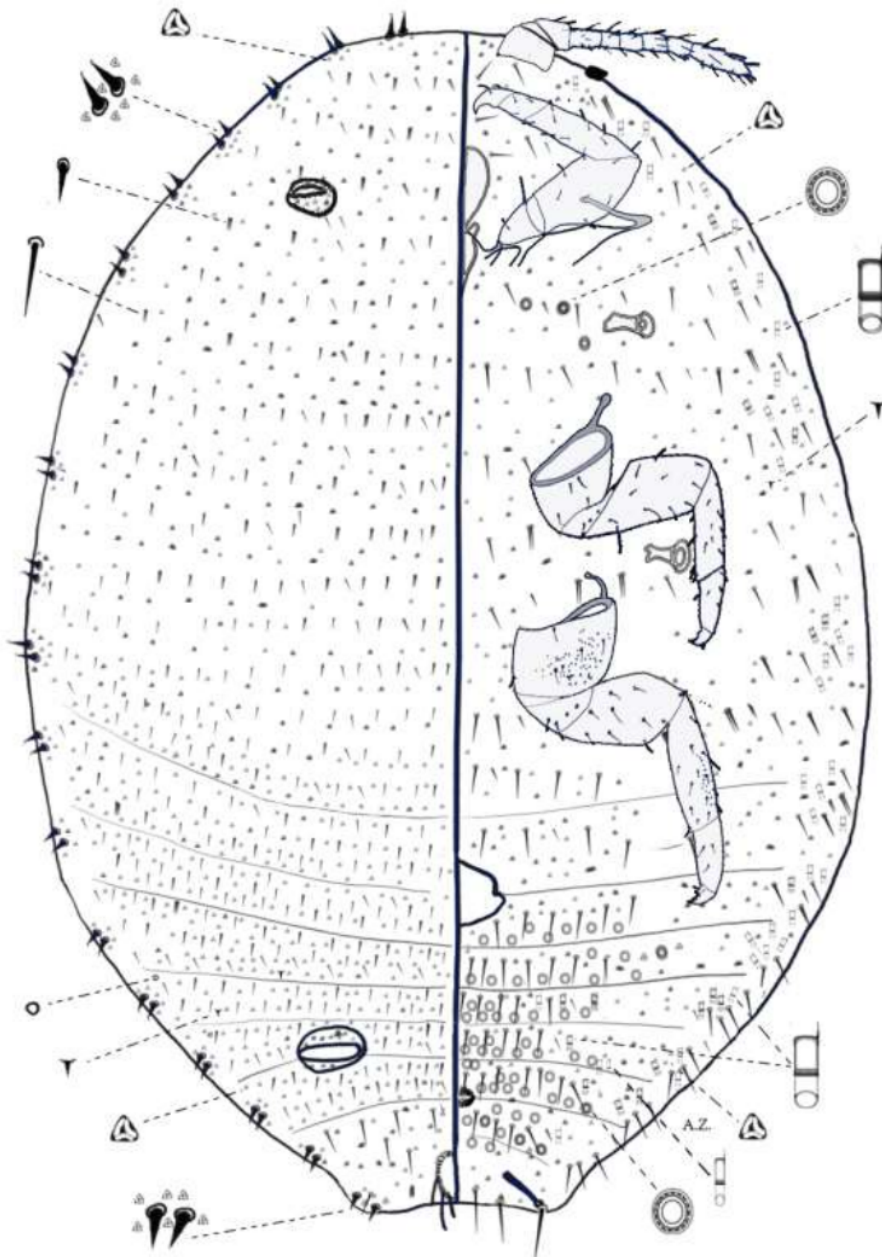


Figure 4. A female of *Planococcus bendovi* Williams. Specimen from Indonesia

CONCLUSION

A mealybug species, *P. bendovi* has been reported for the first time from Indonesia and as well as from Southeast Asia. It was found on a semi-parasitic plant, *L. pentandrus* that lives on avocado, cacao, and cucumber tree.

ACKNOWLEDGEMENTS

The authors express profound gratitude to the Faculty of Agriculture, University of Bengkulu for granting a grant No. 12/6/2021 to conduct the research.

REFERENCES

- Ben-Dov, Y. 1994. *A Systematic Catalogue of the Mealybugs of the World (Insecta: Homoptera: Coccoidea: Pseudococcidae and Putoidae) with Data on Geographical Distribution, Host Plants, Biology and Economic Importance*. Andover, UK: Intercept Limited.
- Cox, J.M. 1989. The mealybug genus *Planococcus* (Homoptera: Coccoidea). *Bulletin of the British Museum (Natural History) Entomology* 58: 1-78.
- Daane, K.M., Almeida, R.P.P., Bell, V.A., Walker, J.T.S., Botton, M., Fallahzadeh, M., Mani, M., Miano, J.L., Sforza, R., Walton, V.M. & Zaviezo, T. 2012. Biology and management of mealybugs in vineyards. In Bostanian, N.J., Vincent, C. & Isaacs, R. (eds.). *Arthropod Management in Vineyards*, pp. 271–307. Dordrecht: Springer Netherlands Press.
- Danzig, E.M. & Gavrilov, I.A. 2010. Mealybugs of the genera *Planococcus* Ferris and *Crisicoccus* Ferris (Sternorrhyncha: Pseudococcidae) of Russia and adjacent countries. *Zoosystematica Rossica* 19(1): 39-49.
- Franco, J.C., Zada, A. & Mendel, Z. 2009. Novel approaches for the management of mealybug pests. In Ishaaya, I. & Horowitz, A.R. (eds.). *Biorational Control of Arthropod Pests*, pp. 233–278. New York: Springer Science + Business Media.
- Francardi, V. & Covassi, M. 1992. Note bio-ecologishe sul *Planococcus novae* (Nasonov) dannoso a *Juniperus* spp. in Toscana (Homoptera: Pseudococcidae). *Redia* 75: 1–20.
- Ganguli, R.N. & Ghosh, M.R. 1964. Coccoids of Tripura. *Indian Journal of Entomology* 26: 358-359.
- Garcia-Morales, M., Denno, B.D, Miller, D.R., Miller, G.L., Ben-Dov, Y. & Hardy, N.B. 2016. ScaleNet: A literature-based model of scale insect biology and systematics. <http://scalenet.info> [10 November 2019].
- Hodgson, C.J. 1994. *The Scale Insect Family Coccidae: An Identification Manual to Genera*. Oxon, UK: CAB International Wallingford.
- Kosztarab, M. & Kozár, F. 1988. *Scale Insects of Central Europe*. Budapest: Akadémiai Kiadó.
- Varshney, R.K. 1992. A check list of the scale insects and mealybugs of South Asia. Part-1. *Records of Zoological Survey of India Occasional Paper* 139: 1-152.
- Williams, D.J. 2004. *Mealybugs of Southern Asia*. Kuala Lumpur: The Natural History Museum jointly with Southdene.
- Zarkani A., Apriyanto D., Turanli F. & Kaydan M.B. 2020. New record of *Ferrisa dasyilirii* (Cockerell) (Hemiptera: Coccoidea: Pseudococcidae) in Indonesia. *Serangga* 25(3) 93-100.

Zarkani, A., Sunardi, T, Nadrawati, Djamilah, Cansu, E. & Kaydan, M.B. 2021a. First record of the scale insect, *Rastrococcus tropicasiaticus* Williams (Hemiptera: Pseudococcidae) in Indonesia. *Serangga* 26(3): 29-36.

Zarkani, A., Apriyanto, D., Turanli, F., Cansu, E. & Kaydan, M.B. 2021b. A check list of the scale insect (Hemiptera: Pseudococcidae) in Indonesia. *Zootaxa* 5016(2): 151-195.

A FIRST RECORD OF MEALYBUG

ORIGINALITY REPORT

19%

SIMILARITY INDEX

12%

INTERNET SOURCES

16%

PUBLICATIONS

%

STUDENT PAPERS

PRIMARY SOURCES

1	hdl.handle.net Internet Source	2%
2	irep.iium.edu.my Internet Source	2%
3	www.atk-novi.hu Internet Source	1%
4	"Polyphagous Pests of Crops", Springer Science and Business Media LLC, 2021 Publication	1%
5	Pheophanh Soysouvanh, Soo-Jung Suh, Ki-Jeong Hong. "Faunistic Study of the Family Pseudococcidae (Hemiptera) from Cambodia and Laos", Korean Journal of Applied Entomology, 2015 Publication	1%
6	D. J. Williams. "Phenacoccus gossypii Townsend & Cockerell, P. madeirensis Green and some related mealybug species (Hemiptera: Pseudococcidae)", Bulletin of Entomological Research, 06/1987 Publication	1%

7	<p>Vitor Cezar Pacheco da Silva, Mehmet Bora Kaydan, Jean-François Germain, Thibaut Malausa, Marcos Botton. "Three new species of mealybug (Hemiptera, Coccoomorpha, Pseudococcidae) on persimmon fruit trees (<i>Diospyros kaki</i>) in southern Brazil", <i>ZooKeys</i>, 2016</p>	1 %
Publication		
8	<p>Jinyeong Choi, Young-Su Lee, Hee-A Lee, Seunghwan Lee. "Two new records of mealybugs (Coccoomorpha: Pseudococcidae) on succulent plants (Crassulaceae) from Korea", <i>Journal of Asia-Pacific Biodiversity</i>, 2021</p>	1 %
Publication		
9	<p>aspace.agrif.bg.ac.rs</p>	1 %
Internet Source		
10	<p>www.parasiticplants.org</p>	1 %
Internet Source		
11	<p>D. J. WILLIAMS. "The taxonomy of some New Zealand Pseudococcidae (Homoptera: Coccoidea)", <i>Transactions of the Royal Entomological Society of London</i>, 04/24/2009</p>	1 %
Publication		
12	<p>D. J. Williams. "A new genus and two new species of mealybugs (Hemiptera: Pseudococcidae) from South Africa on bulbs</p>	1 %

and corms imported into Great Britain",
Bulletin of Entomological Research, 11/1989

Publication

13

link.springer.com

Internet Source

1 %

14

ojs.cimedoc.uniba.it

Internet Source

1 %

15

A. Josephraj Kumar, P. Rajan, Chandrika Mohan, R. J. Thomas. "New distributional record of buff coconut mealybug (*Nipaecoccus nipae*) in Kerala, India", *Phytoparasitica*, 2012

Publication

<1 %

16

Jennifer M. Cox. "Planococcine mealybugs of economic importance from the Mediterranean Basin and their distinction from a new African genus (Hemiptera: Pseudococcidae)", *Bulletin of Entomological Research*, 09/1986

Publication

<1 %

17

M B Kaydan, Z Konczné Benedicty, T Kondo, A A Ramos-Portilla, É Szita. "Investigations on the Genus *Rhizoecus* (Hemiptera: Rhizoecidae) with Description of Two New Species from South America", *Neotropical Entomology*, 2019

Publication

<1 %

18 Pheophanh Soysouvanh, Ki-Jeong Hong. <math><1\%</math>
"Faunistic Study of Family Pseudococcidae
(Hemiptera) from Cambodia and Laos II",
Korean Journal of Applied Entomology, 2016
Publication

19 cgspace.cgiar.org <math><1\%</math>
Internet Source

20 Paul Amouroux, Tania Zaviezo. "First report of
the rhodesgrass mealybug *Antonina graminis*
(Maskell, 1897) (Hemiptera: Coccoomorpha:
Pseudococcidae) in Chile, with key to genera
of Pseudococcidae", International Journal of
Tropical Insect Science, 2021
Publication

21 actazool.nhmus.hu <math><1\%</math>
Internet Source

22 blogs.cdfa.ca.gov <math><1\%</math>
Internet Source

23 idr.abu.edu.ng <math><1\%</math>
Internet Source

24 real-j.mtak.hu <math><1\%</math>
Internet Source

25 www.daffa.gov.au <math><1\%</math>
Internet Source

26 Jiang-Tao Zhang, San-An Wu. "A study of the
genus *Paraputo* Laing, 1929 of China, with

description of two new species (Hemiptera, Sternorrhyncha, Coccoomorpha)", ZooKeys, 2017

Publication

27

VICTORIA MARTÍNEZ BLAY. "Biology and management, by application of classical biological control, of the invasive mealybug *Delotococcus aberiae* (Hemiptera:Pseudococcidae) in citrus orchards in Spain", Universitat Politecnica de Valencia, 2018

Publication

<1 %

28

José Carlos Franco. "Novel Approaches for the Management of Mealybug Pests", Biorational Control of Arthropod Pests, 2009

Publication

<1 %

29

Miller, D. R., and J. E. Appleby. "A Redescription of *Phenacoccus dearnessi* (Homoptera: Coccoidea: Pseudococcidae)", *Annals of the Entomological Society of America*, 1971.

Publication

<1 %

Exclude quotes Off

Exclude matches Off

Exclude bibliography On

A FIRST RECORD OF MEALYBUG

GRADEMARK REPORT

FINAL GRADE

/0

GENERAL COMMENTS

Instructor

PAGE 1

PAGE 2

PAGE 3

PAGE 4

PAGE 5

PAGE 6

PAGE 7

PAGE 8

PAGE 9

PAGE 10

PAGE 11
